

You Framed a What ?

Karen Attaway surprised her father this past Father's Day by presenting him with this grand tribute to his participation in WWII. The items included photos of Wade in uniform, his medals and various insignia showing the ranks he held in the Army, and the many Corps, Divisions and Units. There are several Armored Division patches with their colorful nick names.

Karen and Lucy chose a closed corner black frame with a yellow gold lip and back. We added 3 gold stars to each corner and extended the back of the frame to add depth. We floated the items over muted green linen and bordered the photo and raised center panel with a very dark brown fillet. Museum glass finished the piece off. Thanks Karen for the opportunity to be a part of this amazing tribute.

WWII Shadowbox



"It's a beautiful thing!"

If you want to add something new to your home decor for the upcoming holidays, framed maps are a great way to do it. Aside from being conversation starters, maps share places you have lived, favorite vacation spots or dream destinations with friends and family. This antique hand colored celestial map was framed for a world traveling lover of history. We floated the map to show the rough edges of the paper and finished the old world look with a gold and black closed corner frame. Let us frame your maps!

Vintage Texas maps are available at Bradley's. They make great gifts!

1846 Antique Coverlet

This antique textile is a miniature coverlet woven by a Jacquard loom in 1846 in Knox County Ohio. As a house warming gift to passionate antique textile collectors, this piece holds sentimental value and is a rare find to add to their collection. We hand-stitched the piece onto a fabric covered mat board and used UV protected museum glass to prevent the colors from fading. In order to keep the fringe around the coverlet straight and flat within the frame, we stretched crepaline over the fringe to hold it in place. The finished framed piece will properly preserve this intricately designed and beautiful antique miniature coverlet.

"Astronomia" Celestial Map



Save the Date!



October 22 - October 31

Available for purchase at Bradley's!

**SAVE 20% OFF
CUSTOM
FRAMING ORDERS**

SILHOUETTES by Suzanne Marsh



**Friday
Dec. 4th
&
Saturday
Dec. 5th**

Reserve your silhouette
appointment today
713-461-5695

*"Bradley's unconditionally
guarantees our quality and
your satisfaction."*

"How to Frame your Stuff"

Memorabilia Workshop

October 14th 6:30-8:00pm

RSVP call: 713-461-5695 or email:
carmen@bradleysartandframe.com
(Walk-ins are welcome)

What will you learn about at the Workshop?

- ▶ Passing down family heirlooms & keepsakes with custom framing
- ▶ Which items are interesting pieces to add to your home decor
- ▶ Process of choosing what to include in your display shadowbox
- ▶ Preserving your inherited mementos for future generations
- ▶ Design and how to balance the arrangement of different items
- ▶ How to store things properly before framing

Learn something NEW!



Laurie Mattingly

Organizing Tips!

Professional organizer, Laurie Mattingly will be sharing her expertise on *gathering and organizing family memorabilia*! She is a member of the National Association of Professional Organizers and has a true passion for helping others organize.




Lucy Quay

Master Certified Picture Framer, Lucy Quay, will be presenting our memorabilia workshop: "How to Frame your Stuff." She has 30 years experience with framing design and preservation techniques. She will discuss creating well balanced layouts for your cherished memorabilia and how to decide which items to frame.

Inspiration for Memorabilia Displays:

- * Fishing Lures
- * Foreign Currency
- * Vintage Cooking Utensils
- * Boy & Girl Scout Patches
- * Family Heirlooms: Photos, Jewelry, Clothing, Tools
- * Sports Collection: Pins Brochures, Tickets
- * Military: Medals, Patches, Documents



Sewing Collection Shadowbox

This assortment of sewing items is the first completed of several boxes we are designing and framing for a long time customer. At our workshop you will see the 'behind the scenes' work that went into creating this design!



Organizing and arranging family sewing heirlooms for framed gallery wall




Family Vacation Shadowbox

Learn the steps we took to layout this design for a family's summer vacation throughout the Virgin Islands. We can help you display the little treasures you pick up along your travels in a one-of-a-kind shadowbox.



Preparing layout design for framing and mapping out family's travel route

Restoration Makeover



BEFORE



AFTER

Painting of the Virgin Mary

This antique painting of the Virgin Mary had been spray glued to a board and the paint was detaching from the canvas. We sent the piece to a restoration artist where the piece was removed from the board, canvas re-lined covering previously patched holes and attached to new stretcher bars. The missing paint was re-touched and filled with a finishing coat of varnish to seal the piece. Now the painting is restored and displayed in a 22K gold hand carved closed corner frame with a custom gold liner.

"I just picked up an antique frame Bill restored. I can't stop looking at how wonderful it turned out. It is truly an amazing job. Thank you Bill." -Michael Orsak



BEFORE



AFTER

Antique Wooden Frame

Bill took this antique heirloom of a framed family portrait from the late 1800's and brought it back to life. Pieces of the wooden frame's base were missing and the decorative edges were chipped all around the frame. He reconstructed the wooden edges and attached new molded compo over the top that he hand formed. After this process he re-finished the frame and now it looks good as new!

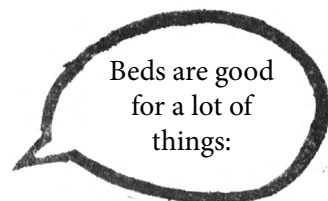

Happy 30th Anniversary at Bradley's!



One day in 1985 Bill asked Stella Choi, owner of China Plaza Restaurant, if she knew anyone who was looking for a job. No experience was needed; we would train. A few days later Stella came back with a young woman, Lisa Yee. We hired Lisa on September 4, 1985 and so, on September 4, 2015 Lisa celebrated her 30th anniversary with Bradley's. Chances are you have a picture that Lisa has fit. We

presented her with a crystal butterfly along with our gratitude for her loyalty and years of hard work. Congratulations and thank you, Lisa.

We also congratulate Lucy on her 22nd anniversary on September 9th and Jennifer on her 8th anniversary on September 17th! We are so proud of our entire staff. Thank you for your support of Bradley's Art & Frame.




Wear as a sombrero



Sleep under




Fold into a pillow




Even, to sleep in!

bradley's art & frame


1306 Blalock Rd.
Houston, Texas 77055
BradleysArtandFrame.com
713-461-5695



Stay connected with Bradley's through e-mail! Start receiving digital Newsletters by signing up on bradleysartandframe.com or give us a call 713-461-5695.



"The Cuddlefish" by Dr. Seuss with a Firetruck Red, Rust patina and Mill metal textured frame.



PRSRT STD
US POSTAGE
PAID
Permit No. 600
Houston, Texas



"New Steel Made Old"

Bradley's now carries closed corner metal frames! Bridger Metal Works frames offers a variety of these customizable options:

Paint Colors:		Profiles:
Metal Patinas:	White	Angle
	Yellow	T-frame
	Green	Canvas Float
	Orange	
	Red	
	Blue	
	Clear	
	Rust	
	Gunmetal	

Texture can be added to show welded corners (Mill) or for a flat clean design, the frame can be finished with a smooth uniform pattern

bradley's art & frame

\$25

Redeemable on Custom Framing. Use once per month through January 2016.

Gift Certificate

Cannot be combined with other offers