


You Framed a What ?



Antique Tools

Lisa Ritter is smiling because she was thrilled with the completed framing of her antique tool collection. Lisa kept the tools her *father, grandfather and great grandfather* owned and used, intending to display them someday. Lucy used a rustic brown moulding with a cream colored linen background. A plexiglass box was added for depth so that the items would be visible from the side as well as the front. Bill Bradley stitched the tools to the fabric background through a single protective barrier of tissue paper, so the fabric would not be soiled. We individually framed photos of the three men who owned the tools in a matching fillet and identified them with their names and birthdates. The finished piece hangs alongside an antique 10 ft. saw used by the same men. Thank you Lisa, for this opportunity to create a memorable keepsake that can be enjoyed and passed down to future generations.

Crocheted Family Heirloom



The beautifully stitched piece of crochet now hangs proudly above bookshelves in the Howell's living area. Jennifer carefully washed the piece in our liquid soap which is safe for most antique and delicate fabrics. After laying it flat to dry, the piece measured more than 70 inches. She meticulously folded and hand stitched the piece to a Dupioni Silk the color of cognac. The completed size was 58 x 22, with a "Tortoise" finish and warm silver beaded frame. The Museum glass is lifted away from the crochet with fabric covered spacers. Thank you Phillip, for letting us frame and preserve your family heirloom.

A Tale of Two Dresses

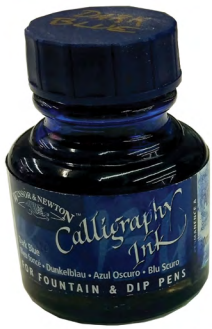


This red velvet dress was handmade for Lisa Ferchau by her grandmother when Lisa was 3 years old. Keeping the presentation simple, but elegant, Carmen chose an ornate dark brown moulding with a white silk background and Museum glass. We mounted and floated a photograph of the back of the dress to showcase the two gold buttons.




Next is a collection of memorabilia including a photo of Lisa as a baby wearing the lacy dress, a lock of hair, a bracelet and a sweet letter written in 1963 by her Mother. Again, keeping our design choices simple, Lucy chose a soft antique silver wood moulding, white silk for the background and Museum glass.

French Mat Design




French mat with marbled paper panel

- Antique Prints
- Documents
- Maps
- Historical & Contemporary Art



1




2



3



4



5



6

1. Mat board is masked using removable tape to add powder panels or watercolor panels with a foam brush
2. Tape is removed, panel is touched up with eraser and lines are measured for appropriate spacing
3. The ruling pen is loaded with ink and the width of the lines are adjusted for the best looking design
4. Steve touches up the French lines with an xacto knife for clean lines and corners
5. Outside French lines are drawn with the ruling pen
6. Finished French mat surrounding an Audubon print in a custom frame with museum quality glass

STEVE GASE, MCPF, is an integral part of the production team. He works on digital design layouts, shadowbox assembly, artwork mounting, matting, embossing, fabric covered matboard and creative, one-of-a-kind award winning contest frames.

"Bradley's unconditionally guarantees our quality and your satisfaction"

History of French Matting

The history of using lines, panels and hand drawn embellishments around artwork can be seen as early as the Middle Ages in illuminated manuscripts. It slowly evolved into decorating around or on the prints themselves during the Italian Renaissance. Prints were mounted onto larger pieces of paper and bound inside books or portfolios for protection. Then sheet glass was developed and used as a barrier between the artwork and any possible damages from light, humidity or dust. The glass was decorated with gilded and painted accents that can still be re-created today. This practice was revived in the 18th century by Parisian designer, Jean-Baptiste Glomy, who painted reverse glass panels known as *verre églomisé*, which inspired the french lines used today.

It's Almost Graduation Time!



It takes a lot of hard work to earn graduation awards, so why not frame your cords and sash with your diploma!

We believe a diploma represents one of the most important accomplishments in your life. It should be properly preserved; custom framed tastefully, and hung on the wall to last a lifetime. Please come to Bradley's and let us show you many creative ideas for that important piece of paper.



"From the Dog House" By Higgins



I have learned two new tricks: roll over and crawl. I figure they'll be handy when baseball season starts. I can roll over while sliding into home plate and crawl under a throw to second base. I know you take photos of your pets. Did you ever get a really great one that deserves framing? We can help with that. R/C and Murphy are remembered lovingly in their "dog house" picture frame. Baxter and Lily are elegantly posed in the sunshine with beautiful flowers. In most of my photos, I'm asleep in my bed...I wonder why? Anyway, it's been two years this week since Rachel rescued me in the parking lot. Thank you, Rachel. I've been working at the shop a little over a year; it's the best place to work. Every morning I pick up my leash and take myself into the garage to the car. Hey, that's another trick I know!

Frame your pet photos!



Baxter & Lily



RC & Murphy



1977



1980



1988



1986

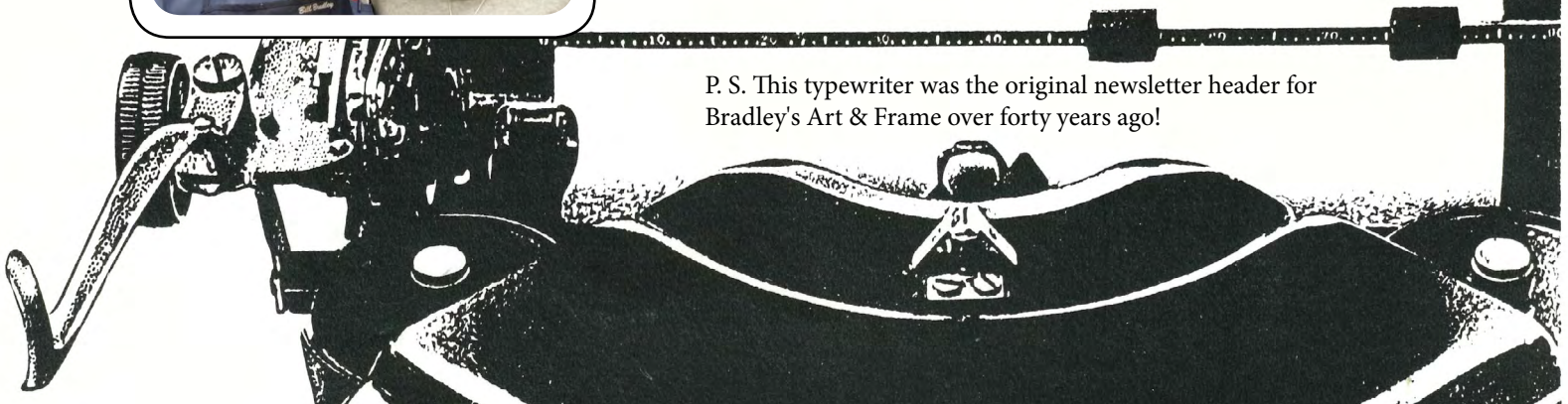
Bradley's Art & Frame celebrates 45th anniversary!



Thank you for being our friend and customer for the last 45 years! We are privileged to have provided the best quality, the most creative designs and the friendliest customer service we could deliver. Please come by for a piece of anniversary cake any **Saturday** from **April 25th through May 9th**. We would love to thank you in person.

Pat & Bill

P. S. This typewriter was the original newsletter header for Bradley's Art & Frame over forty years ago!



bradley's art & frame

1306 Blalock Rd.


Houston, Texas 77055

BradleysArtandFrame.com

713-461-5695



PRSR STD
US POSTAGE
PAID
Permit No. 600
Houston, Texas



Have you "liked" us on Facebook ?

Be the first to hear about:

Holiday Specials
Design Ideas
Contests
New Products
And MORE!



[facebook.com/
bradleysartandframe](https://facebook.com/bradleysartandframe)

**bradley's
art & frame**

\$25

Redeemable on
Custom Framing.
Use once per month
through August 2015.

Gift Certificate

Cannot be combined with other offers

SAVE LIVES. SAVE MONEY. SHOP WITH HEART.



*Custom Frame
for Mother's Day:
May 10th!*

Friday, April 24 – Sunday, May 3, 2015

Now you can save in the Fall AND the Spring at Bradley's!

Purchase your Shop With Heart Card for a minimum donation of \$40 and receive **20% OFF CUSTOM FRAMING!** Over 400 of Houston's finest retailers AND restaurants are participating, with an opportunity to receive a complimentary appetizer or dessert with the purchase of an entrée.

100% of the proceeds benefit the American Heart Association.

Shop With Heart Cards are available at Bradley's Art & Frame!